



MindTap empowers distance learning through a powerful online experience for students and teachers. The customizable student learning path with eBook, assessment, and interactive assignments keeps students focused, connected, and engaged. Teachers customize their course and make real-time teaching decisions based on student performance and engagement. [Watch this brief MindTap overview](#) and see below for more details.



Course Planning and Effective Teaching

- **Course Customization** – Personalize your course for your students by inserting your own content and activities right into the student’s learning path, or by hiding and rearranging existing content.
- **Teaching Support** – Accompanying MindTap, each program has digital teacher resources and test generators to assist with planning for instruction and developing assessment.
- **Real-Time Data to Inform Instruction** – Use the Progress App to see student time-on-task and assessment performance data to gain actionable insights to impact student success.

[Video overview of Course Planning & Effective Teaching](#)



Synchronous Teaching

- **Engage with Video and Interactive Media** – MindTap’s simulations, videos, and animations engage students and support teacher explanations and student discussion during synchronous teaching time.
- **eBook Access** – Images, charts and graphs from the eBook version of the program provide visuals to support teacher explanations and classroom discussion.
- **Teaching Support** – Additional program support outside of MindTap include teacher PowerPoint lectures with images and illustrations to help synchronous teaching.

[Video overview of Synchronous Teaching](#)



Independent Learning and Assessment

- **Manageable Segments of Learning** – Students stay focused independently as MindTap delivers lessons in a student’s “learning path” in small segments to ensure that students have the right mix of learning content and practicing skills.
- **Rich Assessment on Their Own** – Students individually practice skills through robust formative online assessment at point-of-use. They also engage in cumulative practice at the end of sections, chapters, or units. Teachers receive real-time performance data so they know if students are staying on task and how they are performing.
- **Different Modalities to Reach All Learners** – Students not only engage with the narrative of the text, but also the surrounding images and video to support learning. Having the book read aloud with just a click ensures every student has access to content.
- **Study Support for Student Ownership** – By highlighting and note-taking right in the platform and using the Study Hub as a tool to refresh understanding, students are empowered to take ownership of their learning.
- **Features to Motivate Students** – Students see the Progress App which provides visual feedback on how they are performing in the course. Clear assignment due dates keep students focused on what they need to do.

[Video overview of Independent Learning & Assessment](#)

For more information on MindTap, go to NGL.Cengage.com/MindTap

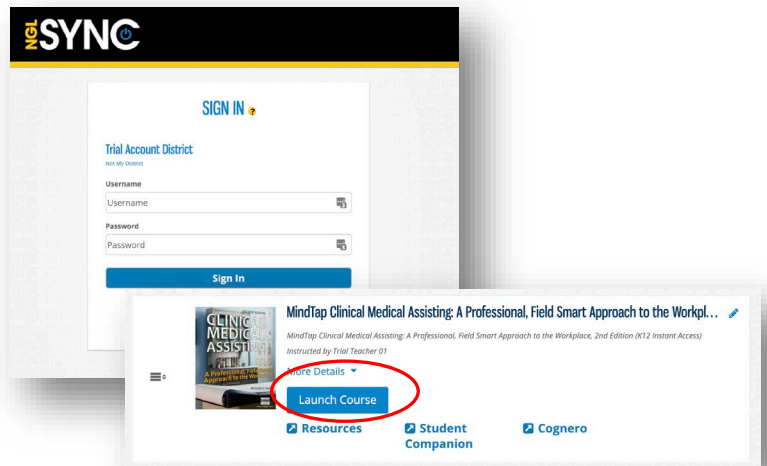
CENGAGE | MINDTAP

- Propel students from memorization to mastery
- Help students stay engaged and focused with rich content and instant feedback
- Connect students to your course with a customized learning experience

STEP 1 At **NGLSync.Cengage.com**, in the “Find your school” field, type “Trial School”. When you select Trial School, Trial Account District will show as the district selected.

Sign in with the username and password provided.

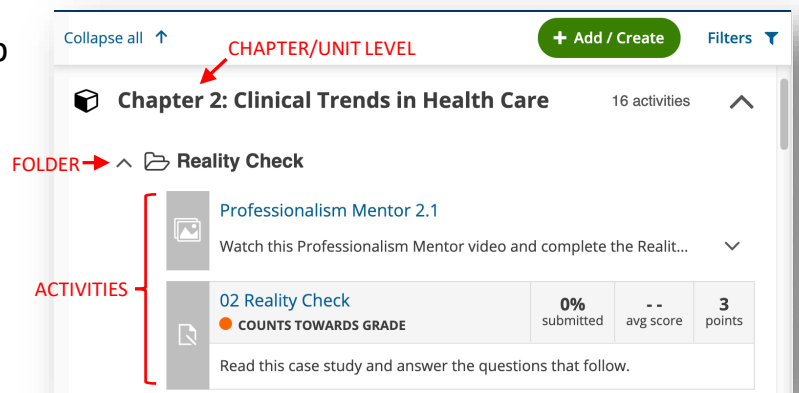
Click on **Launch Course**.



- Course Planning and Effective Teaching
- Synchronous Teaching
- Independent Learning and Assessment

STEP 2 Follow several initial prompts; skip Guided Setup if asked.

You are in **the learning path**, the heart of MindTap. Simply click on a Chapter or Unit that interests you. Readings and activities will appear below. Some activities will be organized as folders. Click the folders to view the activities within them.



STEP 3 From top to bottom, click through the learning path that the student will experience. Review the eReader, activities, and assessment. Spend some time here. Note the icons correlated to each activity type.

Spend time here!



Readings



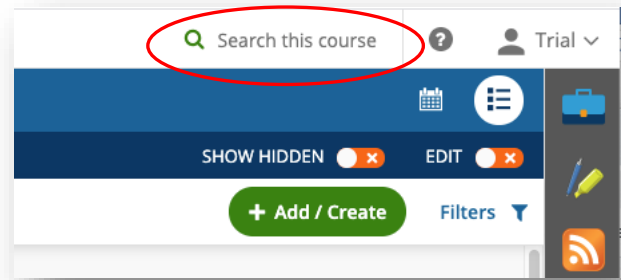
Assignments/
Activities



Media
(presentations/
games/videos)

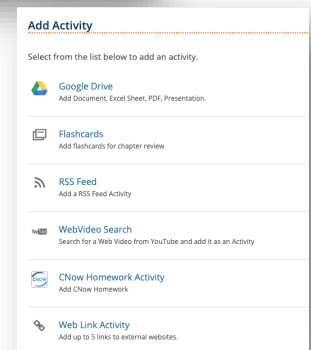
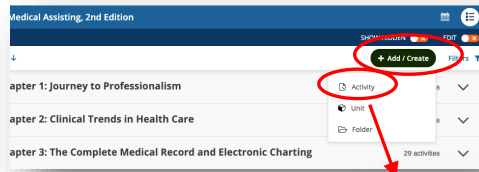
STEP 4

You can use the Search tool at the top-right of the screen to find activities and readings related to a specific topic.



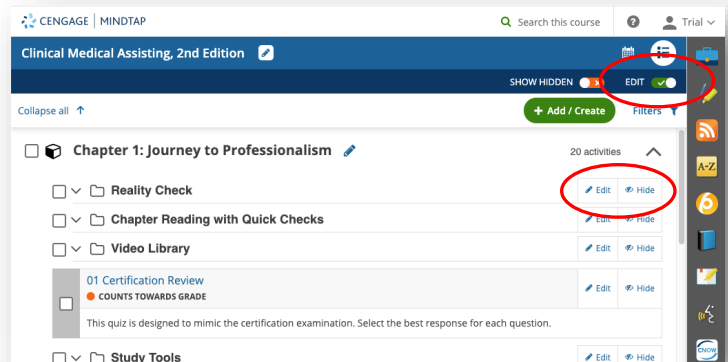
STEP 5

As a teacher, you have the ability to easily hide, edit, or add content by clicking on the green “+ Add/Create” button at the top of the learning path. You can easily personalize the student experience by providing your own content right into the learning path or eReader! Click “Activity” to see all of your options.



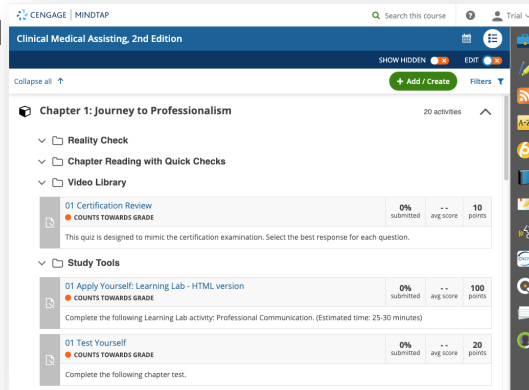
STEP 6

As a teacher, you also have the ability to easily change the learning path to hide, move, or edit Chapters/Units, Folders, and activities. This capability becomes available when you **click the Edit** toggle to ON at the top of the learning path.



STEP 7

The MindApps on the right-hand side offer tools for teachers and students like a Glossary, eBook, Flashcards, ReadSpeaker options, Annotation tools, and more. Click through these to see the study tools available to students.



STEP 8

To understand the teacher analytics, click on: Progress App > Analytics tab > “View sample reports here.”



PROGRESS APP



STEP 9

This sample shows how educators can use real-time data to assess and analyze student performance and improve learning outcomes.

View Sample Reports

Learn what is included in each tab of the Progress App and how to access class and student information.

Select one of the following Progress App tabs to see it in more detail:

- Analytics
 - Engagement Level
 - Low, Moderate, High Engagement
 - Student Progress Dot
 - Course Dashboard
- Time in Course
 - Percent of Activities Accessed
- Main Screen

Engagement Level	Students
Low Engagement	11 students
Moderate Engagement	14 students
High Engagement	11 students

CLASS AVERAGES			
Score	Time in Course	Number of Logins	Activities Accessed
79%	12 Hours	34 Logins	25%

For more information on MindTap, go to NGL.Cengage.com/MindTap