




Scavenger Hunt



How do you turn on automatic extensions?	Locate the eBook	Create a Custom Assignment Template	What are 3 question help types?
How do you add restrictions to assignments?	Create a note, highlight and bookmark a section in the eBook	Edit a Course Pack Assignment	Create a Custom Assignment
Where can you access an assignment for Getting Started with WebAssign?	Add a Course Pack to your Class Schedule	How do you identify the randomized variable?	How do you setup Bill Institution?
Where can you find Instructor Support?	Locate Class Insights	Where can you find HELP for WebAssign?	How do you view the course as a student?

Scavenger Hunt



<p>How do you turn on automatic extensions?</p> <p>Communication → Extensions → Unanswered → Settings → Enable → Select Automatic ExtensionsMy</p>	<p>Locate the eBook</p> <p>My Classes Page → Class Tools Box → E-Book</p>	<p>Create a Custom Assignment Template</p> <p>Create → Assignment → Assignment Settings → Edit Assignment Templates → New Template → Name Template → Select Preferences → Save</p>	<p>What are 3 question help types?</p> <p>Read It Watch It Master It</p>
<p>Create a Custom Assignment</p> <p>Create → Assignment → Assignment Settings → Name Assignment → Question Browser → Select Chapter/Section → Select Add for preferred question(s) (questions will be added to list of assignment questions on right) → select update Assignment → Save</p>	<p>Create a note, highlight and bookmark a section in the eBook</p> <p>eBook → chapter/lesson → select text (left click mouse) → text options box → select color to highlight or select note to add note Bookmark - select ribbon upper right-hand corner</p>	<p>Edit an Assignment</p> <p>Assignments → My Assignments → Select Assignment → Edit → Add/Remove Questions → Save</p>	<p>How do add restrictions to assignments?</p> <p>Schedule Assignment → Class Tools → Class Schedule → Click:  : by scheduled assignment → Edit Restrictions → Select Restriction</p>
<p>Where can you access an assignment for Getting Started with WebAssign?</p> <p>Course Pack (if available) Or Add Additional & Free Additional Content</p>	<p>Why is WebAssign important for students and teachers?</p> <p>WebAssign's sophisticated grading engine. Provides immediate feedback to teachers and students on student learning.</p>	<p>How do you identify the randomized variable?</p> <p>Red Variable presented when creating or previewing assignment.</p>	<p>How do you setup Bill Institution?</p> <p>My Classes Page → Class Tools Box → Edit Class Settings → Billing and Resources → Bill Institution → Homework and eBook access → I have a PO → enter Cengage for all fields → Save</p>
<p>Where can you find Instructor Support?</p> <p>Webassign.com → Support → Instructor support</p>	<p>How do you view the course as a student?</p> <p>Instructor Login → Open Student View (Upper right-hand corner)</p>	<p>Where might you find HELP for Canvas Integration?</p> <p>Instructor Support</p>	<p>Locate Class Insights</p> <p>My Classes Page → Class Tools → Class Insights</p>